

Foundation Programme  
in Literacy, Numeracy and Skills  
(FPLNS)

现代汉语

# MODERN CHINESE

GRADE 7

Educator's Guidelines

Theme 6: Celebrations and Festivals  
**Birthday Celebration**

---

MAHATMA GANDHI INSTITUTE  
under the aegis of  
MINISTRY OF EDUCATION AND HUMAN RESOURCE  
Republic of Mauritius

2026





# Table of content

<b>Guide to Educators .....</b>	<b>ii</b>
<b>Activity 1: Listen and repeat.....</b>	<b>1</b>
<b>Activity 2: Identify the words through picture.....</b>	<b>2</b>
<b>Activity 3: Cut and paste.....</b>	<b>4</b>
<b>Activity 4: Spell and practise.....</b>	<b>7</b>
<b>Activity 5: Rearrange the alphabets.....</b>	<b>8</b>
<b>Activity 6: Matching.....</b>	<b>9</b>
<b>Activity 7: Trace the words.....</b>	<b>10</b>
<b>Activity 8: Cut and play.....</b>	<b>11</b>
<b>Activity 9: Fill in the blanks.....</b>	<b>15</b>
<b>Activity 10: Read and answer the questions.....</b>	<b>16</b>
<b>Activity 11: Design a birthday invitation card.....</b>	<b>17</b>
<b>Activity 12: Fill in the blanks and match.....</b>	<b>18</b>
<b>Activity 13: Learn the numerals.....</b>	<b>19</b>
<b>Activity 14: Read the birthday-related terms.....</b>	<b>20</b>

# Guide to Educators

## Learning Outcomes

- Recognise basic words related to birthday (e.g. cake, candle, balloons, decorations, gifts, etc).
- Practise pronunciation of vocabulary words.
- Express birthday wishes
- Speak about birthday celebrations using simple sentences.
- Describe a birthday celebration using simple sentences (date, venue, time, invitees, birthday party).
- Read a birthday card with understanding
- Create a birthday card (including birthday wish).

## Activities

- Listen and repeat.
- Identify the words through pictures.
- Cut and paste.
- Spell and practise.
- Rearrange the alphabets/letters.
- Matching.
- Trace the words.
- Cut and play.
- Fill in the blanks.
- Read and answer the questions.
- Design a birthday invitation card.
- Fill in the blanks and match.
- Learn the numerals.
- Read the birthday-related terms.

## Additional Resources

- Pictures and real-life examples to aid recognition.
- Birthday songs and simple stories
- Videos or audios related to birthday celebration.

## Portfolio Assessment

- Skills-based assessments.

## Activity 1: Listen and repeat.

### Listening and Reading Activities:

- The Educator reads and explains the song.
- The students listen to the song and recite under the guidance of the Educator.

### 生日歌

祝你生日快乐 Zhù nǐ shēngrì kuàilè

祝你生日快乐 Zhù nǐ shēngrì kuàilè

祝你生日快乐 Zhù nǐ shēngrì kuài lè

祝你生日快乐 Zhù nǐ shēngrì kuài lè

**The Educator may access the audio-visual version of the above song through this link:**

[https://www.youtube.com/watch?v=YaK7YEmuno8&list=RDYaK7YEmuno8&start\\_radio=1](https://www.youtube.com/watch?v=YaK7YEmuno8&list=RDYaK7YEmuno8&start_radio=1)

## Activity 2: Identify the words through pictures.

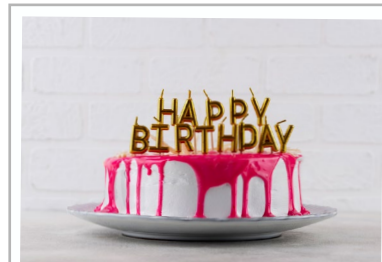
### Listening and Speaking Activities:

Under the guidance of the Educator, the students:

- listen to the words and repeat them with correct pronunciation.
- listen to the explanation and understand their meaning.
- learn to identify the words with their corresponding pictures.



shēngrì  
生日



dàngāo  
蛋糕




qìqiú  
气球



làzhú  
蜡烛



kèrén  
客人



lǐwù  
礼物




huā  
花



xǔyuàn  
许愿



zhùfú  
祝福



dāo  
刀



pāizhào  
拍照

### Activity 3: Cut and paste.

#### Reading Activity:

Under the guidance of the Educator, the students:

- read the words and identify their corresponding images.
- cut out the words and paste them in the given boxes.

The image shows a birthday party in progress. In the foreground, four children (two girls and two boys) wearing party hats are gathered around a table. On the table is a birthday cake with lit candles and the words 'HAPPY BIRTHDAY' on it, a vase of colorful flowers, a knife, and several wrapped gifts. In the background, a 'HAPPY BIRTHDAY' banner is strung across the room, and more balloons are visible. Arrows from the image point to empty boxes for labeling: one points to a group of balloons on the left, another to a child's party hat, a third to the birthday cake, a fourth to a gift, and a fifth to a knife. There are also three empty boxes at the top of the page with arrows pointing to different parts of the scene.



蜡烛



礼物



气球



客人/朋友



蛋糕



刀



花



#### Activity 4: Spell and practise.

##### Listening and Reading Activities:

- The Educator spells and reads the words aloud.
- The students repeat after the Educator.

生日 shēngrì  
sh+ēng = shēng rì

蛋糕 dàngāo  
d+àn = dàn g+āo = gāo

气球 qìqiú  
q+i = qì q+iú = qiú

蜡烛 làzhú  
l+à = là zh+ú = zhú

礼物 lǐwù  
l+i = lǐ wù

客人 kèrén  
k+è = kè r+én = rén

花 huā  
h+uā = huā

许愿 xǔyuàn  
x+ǔ = xǔ yuàn

刀 dāo  
d+āo = dāo

祝福 zhùfú  
zh+ù = zhù f+ú = fú

拍照 pāizhào = pāizhào  
p+āi = pāi zh+ào = zhào

## Activity 5: Rearrange the alphabets.

### Reading and Writing Activities:

Under the guidance of the Educator, the students:

- rearrange the alphabets to form the words corresponding to the pictures.
- write and read the words repeatedly.



生日

sh rì  
ēng

.....



礼物

ǐ wù l

.....



客人

k r è  
én

.....



蜡烛

zh l  
ú à

.....



气球

iú ì  
q q

.....

## Activity 6: Matching.

### Reading Activity:

Under the guidance of the Educator, the students:

- look at the pictures and read the sentences.
- match the pictures to the appropriate sentences.



蛋糕很大。



桌子上有个礼物。



气球是红色的。



花很漂亮。



客人在唱歌。

## Activity 7: Trace the words.

### Writing Activity:

Under the guidance of the Educator, the students trace the words.



生日快乐

生日快乐

## Activity 8: Cut and play.


### Reading Activity:

- The Educator explains the Memory Game to the students and guide them through the process.

### Instructions / Rules of the Memory Game:

Cut out the set of 10 cards: pictures(5) and phrases(5).

1. Shuffle the cards and place them face down on the table.
2. The first player turns over two cards.
3. If the picture matches the phrase, the player keeps them and gets another turn.
4. If they do not match, the cards are turned back over, and it becomes the next player's turn.
5. The player with the most matched pairs at the end wins.





大蛋糕

红色的气球

蓝色的花

小礼物

黄色的蜡烛



## Activity 9: Fill in the blanks.

### Writing and Reading Activities:

Under the guidance of the Educator, the students:

- choose and write the missing alphabets given in brackets to complete the word.
- read the words aloud repeatedly.

蜡烛 ..... zhú (lā, là)

气球 qì..... (jiǔ, qiú)

客人 kè..... (rén, réng)

蛋糕 dàn..... (tāo, gāo)

生日 shēng..... (zì, rì)

花 h..... (uō, uā)

刀 d..... (āo, oā)

祝福 zhùf..... (ú, ù)

## Activity 10: Read and answer the questions.

### Reading and Speaking Activities:

The Educator:

- reads the birthday invitation card and explains it to the students.
- asks questions to the students.



1. 谁的生日?
2. 他将要多大了?
3. 什么时候是他的生日?
4. 生日会几点开始?
5. 他在哪儿庆祝生日?

## Activity 11: Design a birthday invitation card.

### Writing Activity:

- The Educator encourages the students to talk about their birthday.
- The students make a birthday invitation card.

### 我的生日

1. 谁的生日?
2. 多大了?
3. 生日是什么时候?
4. 生日会在哪儿举行?
5. 几点?

Prepare a birthday invitation card 准备一张生日邀请卡


## Activity 12: Fill in the blanks and match.

### Listening and Speaking Activities:


Under the guidance of the Educator, the students:

- listen and repeat the different colours.
- identify the colours in the pictures and fill in the blanks accordingly.
- match the sentences to the appropriate pictures.


Colour Chart	Names
	红色
	蓝色
	黄色

Colour Chart	Names
	绿色
	白色
	黑色

气球是\_\_\_\_\_的。



蜡烛是\_\_\_\_\_的。



花是\_\_\_\_\_的。



吉他是\_\_\_\_\_的。



海是\_\_\_\_\_的。



### Activity 13: Learn the numerals.

#### Listening, Speaking and Writing Activities:

Under the guidance of the Educator, the students:

- listen and repeat the numerals.
- write the numerals in Chinese Pinyin.
- copy the Chinese Character of the numerals.

Number	Write the numbers in Chinese Pinyin	Numbers in Chinese Characters	Copy the numbers in Chinese Characters
1		一	
2		二	
3		三	
4		四	
5		五	
6		六	
7		七	
8		八	
9		九	
10		十	
11		十一	
12		十二	
13		十三	
14		十四	
15		十五	

## Activity 14: Read the birthday-related terms.

### Listening and Reading Activities:

Under the guidance of the Educator, the students:

- listen and read birthday-related terms with understanding.
- cultivate a positive attitude towards birthday celebration traditions.



挂灯笼



点蜡烛



许愿



生日快乐



谢谢



祝您身体健康



全家福



吃长寿面和鸡蛋



祝你用餐愉快